



ENMA  
CRUSHER

ENMA reserves the right of final instruction and modification for all the content. All the products pictures, appearance, technical parameters and function description shall refer to the physical objects. If there is any configuration and parameter adjustment due to technical updates, you will not be notified additionally.



ENMA  
CRUSHER



RECYCLING WAY OF  
PURE "CRUSHING"



**ENMA Granulator(China)Co.,Ltd.**



No.121.5888#,Baoqian Road,  
Jiading District,Shanghai,China.

Tel:+86 21 69932999

Fax:+86 21 59589222

Email:info@enma.fr

**Web:www.enma.fr**



*From ENMA  
Excellence in Engineering*

# NO COMPROMISE FOR EXCELLENCE IN ENGINEERING

We aim at making your crushing recycling very different way through our experience of designing, and manufacturing the most advanced plastic crushing recycling solutions, which is a consistent philosophy of ENMA since its establishment in 1990. We are trying to achieve designs that used to be seen as unattainable.

However research is not the all. What is important is that we always pursue excellence and never compromise. In terms of business attitude, we focus on customers and employees and push us annually continuously, whatever we think "Good Enough" is only the purpose of the first step. We will always adhere to the pursuit of more advanced solutions and products.

"Beyond your expectations" is our commitment to our customers, employees, shareholders and society, so we never stop, because this promise is embedded in our blood and makes us never stopping.

# OUR MARKETS. OUR EXPERTISE. YOUR SUCCESS.



## PAPER RECYCLING

### Paper Recycling Make Your Document Safe

Series of single-shaft shredder is specially developed by ENMA for efficiently destroying confidential documents from banks, offices and government to keep them from being disclosed. ENMA will find solutions for you to size-reducing CDs, engineering drawings, DVDs, data carriers, disks, USB disk and documents.

Materials to be processed:  
Documents&paper / Disposable industrial paper / Engineering drawing / Bank check / Cardboards / CDs



## PLASTICS RECYCLING

### Plastics Recycling ENMA Gives Plastics New Life

ENMA is successfully in developing plastic shredders and crushers after great effort in studying plastic recycling industry. ENMA can find different solutions for you on rotors and knives in the field of recycling purging materials, off-cuts, PET bottles and PE/PP films. V-shape alignment on knives installation ensures higher output, lower energy consumption with similar final granules.

Materials to be processed:  
Mixed plastics / Wastes of manufacturing / Waste film / Container / PET bottle / Fiber / Plastic pipe



## WOOD RECYCLING

### Wood Recycling Woods - Future Resource

Being one of the recycling resources, woods are becoming more and more important in the field of reprocessing. They can be treated through our shredders or crushers for remaking composite boards, wooden products, furniture and so on. ENMA will tailor-make and offer the whole recycling system for timbers, including conveyor belts, shredders, silos, dust collectors and packing.

Materials to be processed:  
Tree roots / Waste woods at factory / Barks / Stumps / Logs / Wooden furniture / Bamboos / Fiber boards / Pallets



## APPLIANCE RECYCLING

### Appliance Recycling Reliable house-hold appliances recycling system

ENMA adopts two-shaft, four-shaft shredding technology for household electrical appliances. Blade made of high strength alloy steel, it has the feature of high wear resistance and strength. Four-shaft operates in different speed, with the function of shredding, extrusion and occlusion. Electrical controlling is with Siemens electrical components programming, with features of auto-overloading protection. It is suitable for shredding materials of big volume and difficult to be crushed. And it has the advantage of discharging uniformity and size controllable, such as used for shredding car shell, tyre, plastic drums, plastic boxes, plastic bottle, metal cans, metal drums, woven bags, refrigerators, circuit board and cardboard boxes, etc., with high efficiency, low speed, high torque and low noise features.

MATERIALS TO BE PROCESSED:  
Appliance / Melt drums / Auto part




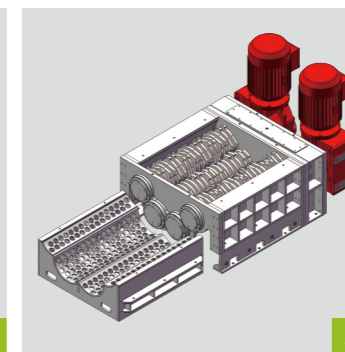
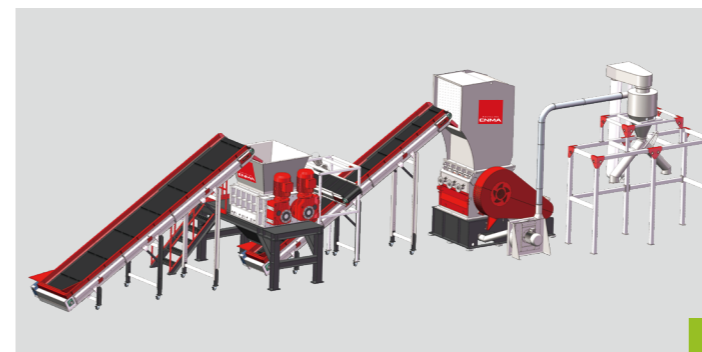
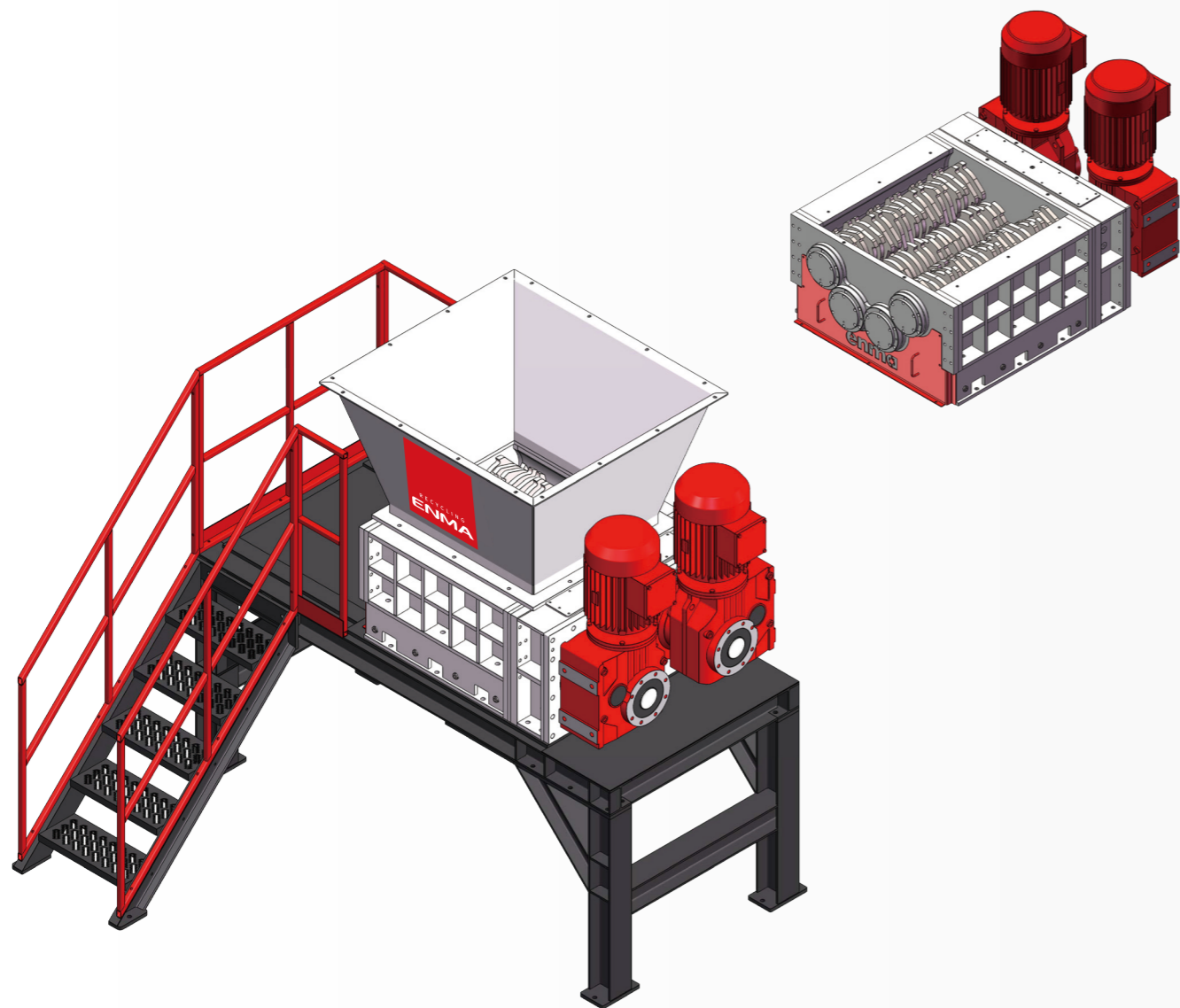
## RUBBER RECYCLING

### Rubber Recycling High quality tyre recycling system

ENMA successfully develop the waste tyre recycling equipment, crushing, grinding, the production of waste tyre fine rubber powder, wire, fiber products, and assembling waste tyre processing equipment production line. Recycling and utilization of waste tyre 100%, particularly crushed all steel radial tyre into 40-120mesh of fine rubber powder. The steel and nylon fibers in tires is automated separated and recycled totally.

Compact structure of production line, small footprint, simple production process.  
·Low equipment energy consumption, high cost performance invest.  
·Very high degree of automation and less production line operation.

MATERIALS TO BE PROCESSED:  
Tyre / Melt drums



- 1. Solution of materials from big to small size
- 2. Multiple cutting point blade design
- 3. Separate openable screen
- 4. Four shaft cutting system

## EnMa F Series




### High efficiency. General type Four Shaft Shredder

EnMa F series four shaft shredder is the industrial shredder with a low speed, high torque, four-axis and rotating system, used to recycle wood, plastics, packaging, paper board and metal materials, etc. One large hopper, two active rotor shafts and two passive rotor shafts are available, allowing definite sized material output through screen. It is the ideal solution with single machine, and with a complete set of recycling equipment.

### EnMa F Series

#### General technical features

Model	EnMa F350-1000	EnMa F350-1200
Shredding chamber in mm	1000 x 900	1200X900
Number of shaft	4	4
Rotor shaft	Hexagon design	Hexagon design
Blade	Special material	Special material
Number of blade on rotor shaft	4x19	4x23
Blade thickness in mm	25	25
Blade diameter in mm	350	350
Standard motor in kw	2x22	2x22
Rotating speed in rpm	15-20	15-20
Speed controlling	Constant	Constant
Overall dimension in mm	2900X1450X2750	3300X1450X2750




1. Planetary reducer driven
2. Heavy-type box recuser driven
3. Elevated design upon customer requirement
4. Patent dual-shaft cutting system
5. Disassembly blade design
6. Comb board assembled inside body

## EnMa T Series Two Shaft Pre-cutting Shredder

EnMa T Series Two shaft shredder successful key likes in the rotor blade design and cutting technology. For many years, it has devoted to research and innovating of perfect coarse shredding. The material is touched by the cutting blades on EnMa T Series machine, which unceremoniously pulls the material in to the shredding chamber of the machine, then shredding it between the blades on two opposite shafts. No matter what wastes, like specials, metal sheets, electronic garbage or large objects—even hard to shred, mass materials can't resist these two powerful blade shafts, fibers, plastics, elastomers and rubber materials to ensure that they are cut perfectly. The running mode of slow speed, high torque also has quiet and high output, dust-free cutting effect, but also can be equipped with EnMa C series single shaft shredder or EnMa G series granulator to further refine your material.

### EnMa T Series General technical features

Model	EnMa T450-800	EnMa T450-1200	EnMa T450-1400	EnMa T550-1200	EnMa T550-1600
Machine weight in kg approx.	4700	6700	7100	12000	15000
Chamber dimension in mm	800x800	1200x830	1400x850	1200x 1000	1600x1000
Rotor diameter in mm	450	450	450	550	550
Standard motor in kw	2x22	2x30	2x37	2x55	2x75
Number of shaft	2	2	2	2	2
Number of rotor knife on main shaft	2x8	2x12	2x14	2x10	2x13
Thickness of rotor knife in mm	50	50	50	60	60
Rotating speed in rpm	10-15	10-15	10-15	15-20	15-20
Overall dimension	3000x1250x2150	3650x1380x2570	3850x1400x2570	3500x2200x3750	3900x2200x3750




1. Combined with granulator
2. Tangential in-feed pusher
3. V type blade design
4. PLC controlling system
5. Equipped with spiral output

## EnMa C300 Series Small Sized Single Shaft Crusher

EnMa C300 series single shaft crusher is with a tangential in-feed to eliminate the need for hydraulic feeding system. The space saving and low-speed, high torque design with the motor and reducer connected directly. The plug and play controls make this machine ready to run in no time. Comparing with EnMa C400 series, it is equipped with outboard bearing, 300mm diameter V type rotor with 600 or 800mm width with utilized ENMA blade holder and blade design. The user friendly design makes cleaning and maintenance work a breeze. The low speed of 60rpm makes it possible to shred materials at a relatively low noise level. EnMa C300 series can be combined with EnMa G series granulator. The machine can be fed manually or by conveyor, material discharge can be done via conveyor, blower or spiral transporting.

### EnMa C300 Series General technical features

Model	EnMa C300-600	EnMa C300-800
Standard screen in mm	50	50
Machine weight in kg approx.	1500	2100
Feed opening in mm approx.	600x550	800x550
Rotor diameter in mm	300	300
Standard motor in kw	18.5	22
Number of rotor knives	28	40
Number of stator knives	4	4
Overall dimension in mm	2080x1320x1700	2080x1560x1700



EnMa C600/1200A

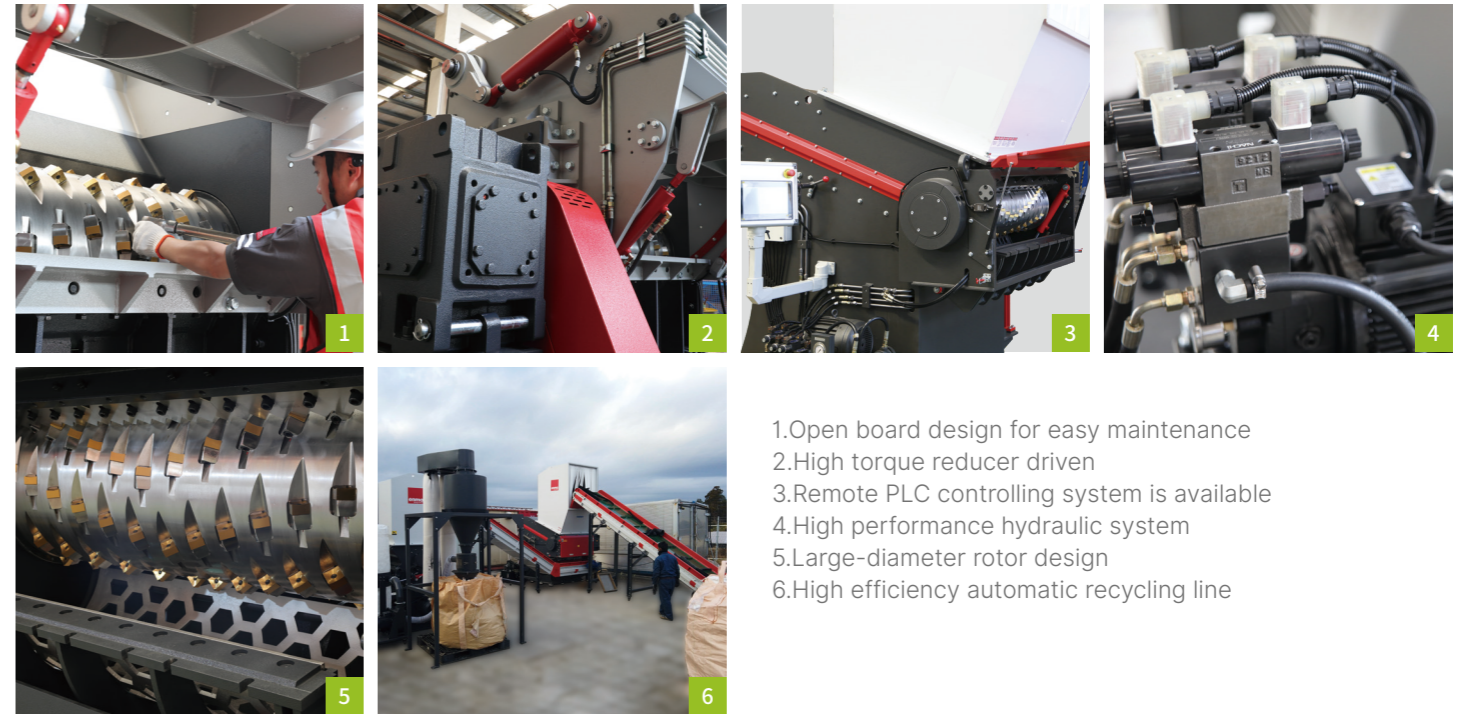
EnMa C600/1200L

## EnMa C400 600 Series Multi-function/Medium-Big Sized Single Shaft Shredder

EnMa C400 600 series single shaft crusher adopts new type modular design, which can be used for shredding of all kinds of materials for different industries, including normal wastes recycling, electronics and after after consumer garbage, etc. Recycled materials can be all kinds of plastics like lumps, pipes, films, woven bag, electronics waste like cable and ICBs, paper, wood and other organic materials. Depending on input material and the following process the shred materials as defined by the screen size can be directly used or transported to EnMa G series granulator for further refining process.

### EnMa C400 Series General technical features


Model	EnMa C400-1000A/L	EnMa C400-1300A/L	EnMa C400-1600A/L	EnMa C400-2000A/L
Machine weight in kg approx.	4800	6000	7000	8500
Feed opening in mm approx.	1000x1100	1300x1100	1600x1100	2000x1100
Rotor diameter in mm	400	400	400	400
Standard motor in kw	45/55	55/75	75/90	55x2
Number of rotor knives	69	93	117	141
Number of stator knives	3x2/3x1	4x2/4x1	5x2/5x1	6x2/6x1
Standard screen in mm	50	50	50	50
Overall dimension in mm	2500x2000x3500	2500x2300x3500	2500x3200x3500	2500x3500x3500



1. Open board design for easy maintenance
2. High torque reducer driven
3. Remote PLC controlling system is available
4. High performance hydraulic system
5. Large-diameter rotor design
6. High efficiency automatic recycling line

### EnMa C600 Series General technical features

Model	EnMa C600-1200A/L	EnMa C600-1600A/L	EnMa C600-2000A/L	EnMa C600-2500A/L
Machine weight in kg approx.	95000	10500	13000	14500
Feed opening in mm approx.	1200x1800	1600x1800	2000x1800	2500x1800
Rotor diameter in mm	600	600	600	600
Standard motor in kw	90	110	2x75/90	2x110
Number of rotor knives	72/96	96/128	120/160	150/200
Number of stator knives	3x2/3x1	4x2/4x1	5x2/5x1	5x2/5x1
Standard screen in mm	50/80	50/80	50/80	50/80
Overall dimension in mm	2600x2300x3500	3000x2300x3500	4100x2300x3500	4600x2300x3500



1. Complete pipe crushing system
2. Multi-rotor designed for big sized pipe
3. Single rotor V type cutting technology
4. High efficiency crusher for different diameter pipes
5. Automatic feeding device
6. Hydraulic pushing system


## EnMa P Series Big-sized Pipe Shredder

EnMa P Series Pipe Crusher is specially newly designed for dealing with big sized diameter with patent of rotor and machine structure. EnMa P series rotor diameter ranges 800/1000/1500/2000mm and the standard hopper length is 3000/6000mm. The pipe can be shred directly apart through hydraulic automatic pushing, without having to pre-cutting, fully automated operation makes the recycling much easier. Since the establishment of EnMa P series, it has been the star product of high-end pipe shredding produce in the recycling industry, and was quickly put into running by the world's leading pipe manufacturers. Nowadays, ENMA has successfully installed and tested more than 300 sets of EnMa P series pipe crusher around the world, and its excellent operation effect fully demonstrates ENMA's technological leading position in the pipe recycling industry.

### EnMa P Series General technical features

Model	EnMa P800	EnMa P1000	EnMa P1500	EnMa P2000
Machine weight in kg approx.	11000	16000	27000	36000
Feed opening in mm approx.	3200/6200x800	3200/6200x1000	3200/6200x1500	6200X2000
Standard motor in kw	2X30	2X37	2X55	3x75
Number of rotor knives	57	96	204	264
Number of stator knives	4	5	7	5
Rotor diameter in mm	800	1000	1500	3x650
Overall dimension in mm	11500X2400X1800	12000X3000X2100	12000X3800X2300	12000X4600X3700





- 1.Reducer drive
- 2.Screen to be discharged in fast way
- 3.Blade bar be repeatedly sharpened
- 4.Assembling type screen design
- 5.V-type stage type rotor
- 6.Pineapple type blade rotor

## EnMa G200 Series Low-speed Granulator

EnMa G200 series low-speed granulator is mainly used in injection and blow molding processes beside the press machines to crush runners and sprues. The resulting granules are then immediately reintroduced into the product process. The machines can be used for rejected products in the online recycling process as well. Different hopper and base frame designs make it possible to integrate the machine with most types of injection molding machines and robots.

### EnMa G200 Series General technical features

Model	EnMa G200-200	EnMa G200-300	EnMa G200-400	EnMa G200-500
Standard screen in mm	6	6	6	6
Machine weight in kg approx.	200	300	400	500
Feed opening in mm approx	270x180	270x300	300x400	315x456
Rotor diameter in mm	180	180	180	180
Standard motor in kw	1.5	3	3	4
Number of rotor blade	18	30	42	36
Number of stator blade	2	2	2	2
Overall dimension in mm	800x700x1330	910x700x1350	1020x700x1350	1200x900x1630



EnMa G Series



EnMa G Pro Series

## EnMa G300 500 700 Series Multi-function. High Efficiency Granulator

Enma G Series offers a wide array of different rotor design with diameter 300, 500, 700mm and width ranging from 300-2000mm.

EnMa G series is with modular design, Multi-function and high performance on the basis of previous GH series granulator and designers combined with the experience of global customer design and development, which can be used in all types of plastic crushing, such as the recycling of large factories, film, profile, pipe and plate, injection molding and it is the ideal choice for the materials. The blade can be used on all this model series machine. The machine body can be opened in two directions for convenient cleaning, maintenance and reducing the running cost.

EnMa G series can be equipped with a soundproof cover, the frame raising, water crushing system, the hopper traction system and replacement of machine body structure. According to the different materials and usages, it can be used in different crushing applications and combined with other equipment, such as: feeding conveyor, shredder, spiral outputting, blower, etc.

### EnMa G300 500 Series General technical features


Model	EnMa G300-300	EnMa G300-600	EnMa G500-500	EnMa G500-700	EnMa G500-1000
Machine weight in kg approx.	1000	1200	2500	3500	4200
Feed opening in mm approx.	300x400	600x400	500x500	700x700	1000x800
Rotor diameter in mm	300	300	500	500	500
Standard motor in kw	7.5	15	30	37	45
Number of rotor blade	3	3x2	3x1/5x1	3x1/5x1	3x2/5x2
Number of stator blade	2	2	2	2	2x2
Overall dimension in mm	1400X750X1800	1400X1050X1900	1900X1200X2900	1900X1400X3100	1950X1700X3150




1



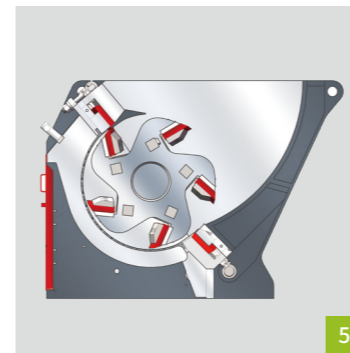
2



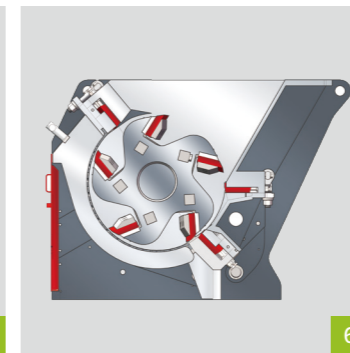
3



4



5





6

1. Openable type body design
2. Quick-exchanging blade type
3. 5 array rotor design
4. 7 array rotor design
5. 2 array stator blade machine body design
6. 3 array stator blade machine body design

### EnMa G700 Series General technical features

Model	EnMa G700-700	EnMa G700-1000	EnMa G700-1400	EnMa G700-2000
Machine weight in kg approx.	5000	7000	8800	11500
Feed opening in mm approx.	700x700	1000x1000	1400x1200	2000x1200
Rotor diameter in mm	700	700	700	700
Standard motor in kw	55	75	110	160
Number of rotor blade	5x1/7x1	5x2/7x2	5x2/7x2	5x4/7x4
Number of stator blade	2x1/3x1	2x2/3x2	2x2/3x2	2x4/3x4
Overall dimension in mm	2250x1750x3300	2500x2000x3500	2650X2200X3950	2800X3200X4100



1. Wear-resistant plate design in the body
2. Heavy-duty rotor design
3. Screen opening device in fast way
4. Multi-rotor design
5. Different feeding way
6. Specially designed for PET recycling

## EnMa H Series


### Heavy-duty. High Efficiency Granulator

Enma GH Series offers three types of rotor with diameter 500, 600, 700, 800mm and width ranging from 700-2000mm. EnMa GH series is a heavy duty / high efficiency granulator designed for the recycling industry, with dual scissors cutting technology, quick blade exchanging device and a variety of cutting rotors. For the recycling of large factories, for film, profile, pipe and plate, injection molding, it is the ideal choice. The blade can be used on all this model series machine. The machine body can be opened in two directions for convenient cleaning, maintenance and reducing the running cost. EnMa GH series can be equipped with a soundproof cover, the frame raising, water crushing system, the hopper traction system and replacement of machine body structure. According to the different materials and usages, it can be used in different crushing applications and combined with other equipment, such as: feeding conveyor, shredder, spiral outputting, blower, etc.

### EnMa H Series

#### General technical features

Model	EnMa H500-700	EnMa H600-800	EnMa H700-1000	EnMa H800-1200
Machine weight in kg approx.	3500	5000	7000	8800
Feed opening in mm approx.	700x700	800x800	1000x1000	1200x1000
Rotor diameter in mm	500	600	700	800
Standard motor in kw	30/37	55/75	75/90	90/110
Number of rotor blade	5X2	5X2	5/7X2	5/7X2
Number of stator blade	2	2/3X2	2/3X2	2/3X2
Overall dimension in mm	1900x1300x2800	2250x1750x3300	2500x2000x3700	2700x2100x3900



- 1.High-precision integrated milling disc
- 2.Siemens controlling sytem
- 3.Mechanical interlock security device
- 4.Water cooling system for high speed bearing
- 5.Vibrating screener and dust collecting device are available
- 6.High frequency feeding device

## EnMa M Series Pulverizer Fine Pulverizer

EnMa M series pulverizer is available with disc diameter with 300, 500, 800mm, for further process of PVC/PE pipe, profile and sheet after granulated. The output size is ranging from 20 to100mu. The material to be pulverized after granulated is introduced through vibrating feeder to high speed rotating disc. Centrifugal force carries the material though the grinding areas and the resulting powder is collected with a blower and cyclone system. Depending on the application of the machine, it can be equipped with one piece milling disc or grading segments, together with vibrating screener and dust collecting system.

### EnMa M Series General technical features

Model	EnMa M300	EnMa M500	EnMa M800
Milling disc diameter in mm	300	500	800
Motor power in kw	22	45/55	75/90
Weight in kg	900	1600	3000
Output(upon material) in kg/h	50-250	100-500	200-800
Overall dimension in mm	1500X750X1900	1700X1050X2200	2200X1250X2600